

# How to Play Anything on the Ukulele: A Comprehensive Guide



## How to Play ANYTHING on the Ukulele by Randall Collins

★★★★★ 5 out of 5

Language	: English
File size	: 2576 KB
Text-to-Speech	: Enabled
Screen Reader	: Supported
Enhanced typesetting	: Enabled
Word Wise	: Enabled
Print length	: 37 pages
Lending	: Enabled



The ukulele is a small, four-stringed instrument that is popular for its portability and ease of learning. It is a great choice for beginners who want to learn how to play a musical instrument, and it can also be enjoyed by experienced musicians.

In this guide, we will teach you everything you need to know about how to play the ukulele, from choosing the right instrument to learning basic chords and strumming patterns. We will also provide you with some tips and tricks to help you improve your playing.

## Choosing the Right Ukulele

The first step to learning how to play the ukulele is to choose the right instrument. There are many different types and sizes of ukuleles available, so it is important to choose one that is right for you.

If you are a beginner, we recommend starting with a soprano ukulele. Soprano ukuleles are the smallest and most affordable type of ukulele, and they are easy to learn to play.

Once you have mastered the basics, you can upgrade to a larger ukulele, such as a concert or tenor ukulele. Concert and tenor ukuleles have a richer sound and more projection than soprano ukuleles, but they are also more challenging to play.

## **Learning Basic Chords**

The next step is to learn basic chords. Chords are combinations of notes that are played together. They are the building blocks of ukulele songs, and they allow you to play a wide variety of music.

There are many different chords that you can learn, but the most common chords for beginners are:

\* C major \* G major \* D major \* Am minor \* F major

These chords can be used to play a wide variety of songs, from pop to folk to rock.

To learn how to play a chord, simply place your fingers on the strings according to the chord diagram. Then, strum the strings with your thumb or a pick.

## **Learning Basic Strumming Patterns**

Once you have learned basic chords, you can start learning basic strumming patterns. Strumming patterns are simply patterns of

downstrokes and upstrokes that you use to accompany your chords.

There are many different strumming patterns that you can learn, but the most common strumming pattern for beginners is the down-down-up-down-up pattern.

To play the down-down-up-down-up strumming pattern, simply strum the strings down twice, then up once, then down twice, and then up once. Repeat this pattern until you have finished playing the song.


## **Tips and Tricks**

Here are a few tips and tricks to help you improve your ukulele playing:

\* Practice regularly. The more you practice, the better you will become at playing the ukulele. \* Start with easy songs. Don't try to learn too much too quickly. Start with simple songs that you can easily master. \* Use a metronome. A metronome can help you keep a steady tempo while you are playing. \* Play with others. Playing with others can help you learn new songs and improve your timing. \* Don't be afraid to make mistakes. Everyone makes mistakes when they are learning how to play an instrument. The important thing is to keep practicing and you will eventually get better.


Learning how to play the ukulele is a fun and rewarding experience. With a little patience and practice, you will be able to play your favorite songs and impress your friends and family.

So what are you waiting for? Pick up a ukulele and start learning today!




★★★★★ 5 out of 5

Language : English  
File size : 2576 KB  
Text-to-Speech : Enabled  
Screen Reader : Supported  
Enhanced typesetting : Enabled  
Word Wise : Enabled  
Print length : 37 pages  
Lending : Enabled



## The Baby First Guide to Stress-Free Weaning: Healthy Eating and Mealtime Bonding

Weaning your baby is a significant milestone in both your and your little one's lives. It is a transition from exclusive breastfeeding or formula feeding to introducing...



## Bumble Boogie: An Infectious Swing Classic by Freddy Martin

III I IIIII : In the annals of American popular music, "Bumble Boogie" stands as an enduring testament to the infectious energy and virtuosic swing sound that...