


10 Quick and Easy 10-Minute Upcycled Projects for Creative Makers

Upcycling is a great way to give old items a new lease on life. And what's better than a quick and easy project that you can complete in just 10 minutes? Here are 10 ideas to get you started:

1. Upcycled Tin Can Planter



10-Minute Upcycled Projects (10-Minute Makers)

by Mr. Tim Steele

★★★★★ 5 out of 5

Language : English

File size : 5730 KB

Screen Reader : Supported

Print length : 32 pages



1. Clean and remove labels from a used tin can.
2. Use a hammer and nail to punch holes in the bottom of the can for drainage.
3. Fill the can with potting soil and plant your favorite herbs, flowers, or succulents.
4. Decorate the can with paint, markers, or decoupage.

2. DIY Coffee Can Desk Organizer



1. Clean and remove the label from a used coffee can.
2. Use a sharp knife or craft knife to cut a hole in the side of the can, large enough to fit your pens, pencils, and other supplies.
3. Decorate the can with paint, fabric, or contact paper.

4. Add a few drops of your favorite essential oil to the bottom of the can for a refreshing scent.

3. Upcycled Glass Jar Vase



1. Clean and remove the label from a used glass jar.
2. Decorate the jar with paint, markers, or decoupage.

3. Fill the jar with water and add your favorite flowers.
4. Enjoy your new vase!

4. Fabric Scrap Bunting



1. Gather up your fabric scraps.
2. Cut the fabric scraps into triangles or other shapes.

3. Sew the fabric scraps together to create a string of bunting.
4. Hang your bunting up in your home for a festive touch.

5. Upcycled T-Shirt Tote Bag



1. Find an old t-shirt that you no longer wear.
2. Cut the sleeves and neckline off of the t-shirt.

3. Sew the bottom hem of the t-shirt.
4. Fold the t-shirt in half and sew the sides together, leaving a small opening at the top for turning.
5. Turn the tote bag right side out and press the seams.
6. Add a strap or handles to the tote bag.

6. DIY Paper Plate Wall Clock



1. Paint a paper plate your desired color.
2. Draw numbers on the paper plate.

3. Cut out the center of the paper plate.
4. Attach a clock mechanism to the back of the paper plate.
5. Hang your new wall clock up in your home.

7. Upcycled Bottle Vases



1. Clean and remove labels from used bottles.

2. Decorate the bottles with paint, markers, or decoupage.
3. Fill the bottles with water and add your favorite flowers.
4. Enjoy your new vases!

8. Wine Cork Trivets



1. Collect used wine corks.

2. Glue the wine corks together to form a square or circle.
3. Seal the trivet with a clear coat of polyurethane.
4. Use your new trivet to protect your table from hot pots and pans.

9. DIY Mason Jar Chandelier



1. Gather up several mason jars.


2. Drill a hole in the center of each mason jar lid.
3. Thread a wire through the holes in the lids.
4. Attach the wire to a ceiling hook.
5. Add light bulbs to the mason jars and enjoy your new chandelier.

10. Upcycled Cardboard Jewelry Holder



1. Cut a piece of cardboard to the desired size and shape of your jewelry holder.
2. Decorate the cardboard with fabric, paint, or other materials.
3. Add hooks or other embellishments to the cardboard to hang your jewelry.
4. Enjoy your new jewelry holder!

These are just a few ideas to get you started on your upcycling journey. With a little creativity, you can give new life to almost any old item. So next time you're about to throw something away, think twice and see if you can upcycle it into something new and beautiful.



10-Minute Upcycled Projects (10-Minute Makers)

by Mr. Tim Steele

★★★★★ 5 out of 5


Language : English

File size : 5730 KB

Screen Reader: Supported

Print length : 32 pages





The Baby First Guide to Stress-Free Weaning: Healthy Eating and Mealtimes Bonding

Weaning your baby is a significant milestone in both your and your little one's lives. It is a transition from exclusive breastfeeding or formula feeding to introducing...



Bumble Boogie: An Infectious Swing Classic by Freddy Martin

III I IIIIII : In the annals of American popular music, "Bumble Boogie" stands as an enduring testament to the infectious energy and virtuosic swing sound that...